


ACT 2

What do amateur productions, school drama groups, social clubs, pubs, photographic and video studios have in common?

They're all getting their ACT together with this new *economy* lighting control designed by professionals for professionals . . . and amateurs.



- * Two dimmers in one small PORTABLE unit
- * Capable of dimming four 650W loads

Area Stockist

STAGE ELECTRICS


Cofton Road Marsh Barton Exeter EX2 8QW (0392) 55868
9 Victoria Road Avonmouth Bristol BS11 9DB (0272) 827282
3 Pike Road Plymouth PL3 6HF (0752) 660757



Rank Strand

ACT 2

THE SIMPLE LOW COST DIMMER FOR UP TO FOUR 650W LOADS



Use the mounting plate to fix the dimmer to a stand

Put the switches in the dim position and the left fader adjusts the brightness of lights 1 and 2, and the right fader controls 3 and 4.

By using a combination of switch positions, and fader settings, you can produce a variety of lighting changes which include fading each light to full separately, switching them individually off or to a dimmed level, or, by using the illuminated mains switch, turning all lights off together for a blackout.



Dispense with the stand clamp and screw the plate directly to the wall


All the controls are conveniently placed so that ACT 2 dimmers can be used beside each other to expand your lighting system.

ACT 2 is supplied with 5 metres of mains cable and four output plugs.

Just simply wire a power plug to ACT 2, connect the four output plugs to your spotlights – four 500W Minims or 650W Preludes for example – and your lighting system is complete.

Now connect these lights into the four outlets, plug ACT 2 into any convenient mains socket capable of supplying 12 Amps, switch on and use the two faders to control the intensity of the lighting.

Each socket has its own three position switch which connects the spotlight directly to the mains (full on), or to the fader (for dimmed lighting) or off.



Turn the rear clamp plate through 90° for use with a horizontal barrel

Eight, twelve or even sixteen spotlights can easily be controlled by one person.

ACT 2 is fitted with rubber feet for use on a desk top. For various lighting positions back-stage, or in a drama studio or club without a convenient flat surface, a universal mounting plate is available.

This will screw to a wall or clamp to a vertical stand or horizontal barrel. ACT 2 will then slide onto the bracket where a spring clip securely holds the dimmer until it is removed for use elsewhere.



As supplied, the dimmer can be used on a table top

SPECIFICATION

Size:

Width: 210mm, Height: 250mm, Depth: 80mm (packed 250 x 390 x 135mm)

Weight

2.8kg (packed 3.3kg)

Colour:

Black with light blue legends.

Dimmers:

Two separate 6 Amp triac controlled dimmers.

RFI suppression:

BS800 and VDE 0875

Outlets:

Four CEE22 6A three pin sockets.

Output:

A maximum of 1.3kW from each dimmer. Examples: 4 x 500W, 4 x 650W, 2 x 1kW. Minimum load per dimmer is 100W.

Maximum Heat Dissipation:

50W using 4 x 650W loads.

Controls:

Mains on/off switch with integral neon. Two faders. Four rocker switches.

Input:

220/240V 50/60Hz 12A maximum via 5m of 1.5mm² three core mains cable which is fitted to the unit via a plastic strain relief gland. The mains cable must not be shortened to less than 4.5m.

Fuses:

Two 6.3A HRC 20mm x 5mm fuses.

Item Numbers:

04 030 08 ACT 2 dimmer with 5m cable, four CEE 22 6A plugs, two spare fuses, instruction leaflet.

Accessories

04 027 09 Mounting plate.
04 031 03 Pack of 10 CEE 22 6A plugs.
08 006 40 Pack of 10 6.3A HRC fuses.

The Company reserves the right to make any variation in design or construction to the equipment described.

 Rank Strand

Rank Strand Limited
PO Box 51 Great West Road
Brentford, Middlesex TW8 9HR
Telephone 01-568 9222
Telex 27976